

MassEdit Enhancement

Feature:

This feature allows user to change the values in multiple fields of multiple records directly from the listview.

Working:

User can select multiple records and click on the mass edit button to get an editview. In that editview he can select the checkbox for the fields that he wants to update and add data to that field and click on save and he will be able to save.

This feature does not support changing email field to blank with out disabling portal access for all the selected records by leaving the portal as blank and portal check as true.

Files Changed:

- /data/CRMEntity.php
- /include/js/ListView.js
- /include/js/en_us.lang.php
- /include/language/en_us.lang.php
- /include/utills/CommonUtils.php

- /modules
 - /Accounts
 - /Accounts.php
 - /ListView.php
 - /Campaigns
 - /Campaigns.php
 - /ListView.php
 - /Contacts
 - /Contacts .php
 - /ListView.php
 - /Faq
 - /Faq.php
 - /ListView.php
 - /Leads
 - /Leads .php
 - /ListView.php
 - /Invoice
 - /ListView.php
 - /Invoice.php
 - /Potentials
 - /Potentials .php
 - /ListView.php
 - /PriceBooks
 - /PriceBooks .php
 - /ListView.php
 - /Products

/Products .php
 /ListView.php
 /PurchaseOrder
 /ListView.php
 /PurchaseOrder.php
 /Quotes
 /ListView.php
 /Quotes.php
 /SalesOrder
 /ListView.php
 /SalesOrder.php
 /Vendors
 /Vendors .php
 /ListView.php
 /Smarty/templates
 /DisplayFields.tpl
 /ListView.tpl
 /ListViewEntries.tpl

Files Added:

MassEdit.php and MassEditSave.php for modules Accounts, Campaigns, Contacts, Faq, Leads, Invoice, Potentials, PriceBooks, Products, PurchaseOrder, Quotes, SalesOrder and Vendors
 /Smarty/templates/MassEditForm.tpl

ScreenShots:

List View:

Mass Edit		Delete	Change Owner	Showing 1 - 5 of 5	
<input type="checkbox"/>	Invoice No	Subject	Sales Order		
<input type="checkbox"/>	INV1	vtiger_invoice201	Test - Invoic		
<input type="checkbox"/>	INV2	zoho_inv7841	Test - Invoic		
<input type="checkbox"/>	INV3	vtiger5usrp_invoice71134	Test - Invoic		
<input type="checkbox"/>	INV4	vt100usrpk_inv113	Test - Invoic		
<input type="checkbox"/>	INV5	vendtl_inv214	Test - Invoic		










Mass Edit Delete Change Owner Showing 1 - 5 of 5

MassEditView:

Mass Edit - Records Fields



Select fields to be updated and give the new value

Invoice Information			
<input type="checkbox"/> *Subject	<input type="text"/>	<input type="checkbox"/> Sales Order	<input type="text"/>  
<input type="checkbox"/> Customer No	<input type="text"/>	<input type="checkbox"/> Invoice No	<input type="text"/>
<input type="checkbox"/> Contact Name	<input type="text"/>  	<input type="checkbox"/> Invoice Date	<input type="text" value="2008-11-03"/> <small>(yyyy-mm-dd)</small> 
<input type="checkbox"/> Due Date	<input type="text" value="2008-11-03"/> <small>(yyyy-mm-dd)</small> 	<input type="checkbox"/> Purchase Order	<input type="text"/>
<input type="checkbox"/> Excise Duty	<input type="text"/>	<input type="checkbox"/> Sales Commission	<input type="text"/>
<input type="checkbox"/> *Account Name	<input type="text"/> 	<input type="checkbox"/> Status	<input type="text" value="Approved"/> 
<input type="checkbox"/> Assigned To	<input type="radio"/> User <input type="radio"/> Group <input type="text" value="admin"/> 		
Address Information			
<input type="checkbox"/> * Billing Address	<input type="text"/>	<input type="checkbox"/> * Shipping Address	<input type="text"/>